




READ, Write, ROAR!



Literacy Activity Book

With bonus activities from your
favorite PBS KIDS shows

Kindergarten 2nd Semester

Proudly Sponsored by



W.K.
KELLOGG
FOUNDATION

A Partner With Communities Where Children Come First

Learning Together as a Family

Read, Write, ROAR! covers the same topics that Michigan students learn in their classrooms. Seasons 3 and 4 of the TV series correspond to the second semester of the school year, with each season matching up with each quarter of the school year. This book has all of the activity sheets from the third and fourth seasons and can be used to follow along with your second semester.

Visit MichiganLearning.org/ReadWriteRoar to see the full list of themes.

Season 3

Theme: Community and Citizenship and Learning the Alphabet

Episodes 301 - 306

- Goods and services
- Wants and needs
- People in our community who provide a service
- How to be an active citizen

Phonics Skills: Learning the letters
B, E, G, H, J, K

Episodes 307 - 314

- What makes a good leader
- How I can make a difference

Phonics Skills:

- Learning the letters M, U, Q, X
- Rhyming patterns

Season 4

Theme: Nature, Nursery Rhymes, and Rhyming Patterns

Episodes 401 - 416

- Nursery Rhymes
- Living Things

Phonics Skills:

- Rhyming words with different patterns
- Digraphs sh, th, sh, ch

Where to Find the Michigan Learning Channel

Find your favorite shows anywhere you go!



Scan the QR Code:

Scan the QR code here to visit the website, and scan any of the QR codes in this book to see the accompanying video right on your device.

On Demand:

Video lessons and activities at MichiganLearning.org

Click your grade level for this week's selected lessons

Or, use "Find a Lesson" to search by grade, subject, and educational standard

On the App:

Find shows on the free PBS app

The PBS App is available for mobile devices, Roku, Apple TV, and on many Smart TVs.

Search for Read Write Roar, Math Might's, Extra Credit, DIY Science Time, Wimee's Words, InPACT at Home, Simple Gift Series, and more great programs.

On the Livestream:

Watch the 24/7 livestream at MichiganLearning.org/live-tv



On TV:

Find us on broadcast television with an antenna



Find lessons and virtual events online via
www.MichiganLearning.org
www.MichiganLearning.org/ReadWriteRoar

On TV. Online.
Statewide.

   Follow @MichLearning on social media to find out more.

The Michigan Learning Channel is funded through a grant awarded by the Michigan Department of Education and the U.S. Department of Education.



Learn at Home with PBS KIDS

Play and learn anytime and anywhere with free apps from PBS KIDS! Use the chart below to find the app that aligns to your child's grade, learning goal, and favorite PBS KIDS show - then download it on your on your mobile or tablet device to play online, offline, or anytime.

Apps for Social & Emotional Learning

Daniel Tiger for Parents	PK-K	Social & Emotional Learning
PBS KIDS Games app	K-2	Multiple Learning Goals
PBS KIDS Video app	K-2	Multiple Learning Goals



Apps for Literacy Learning

Dinosaur Train A to Z	PK-K	Literacy, Science
Molly of Denali	K-2	Literacy
PBS KIDS Games app	K-2	Multiple Learning Goals
PBS KIDS Video app	K-2	Multiple Learning Goals



Apps for STEM Learning (Science, Technology, Engineering & Math)

PBS Parents Play & Learn	PK-K	Literacy, Math	Ready Jet Go! Space Explorer	K-2	Science
Play & Learn Engineering	PK-K	Science and Engineering	Ready Jet Go! Space Scouts	K-2	Science and Engineering
Play & Learn Science	PK-K	Science	Nature Cat's Great Outdoors	K-3	Science
Splash and Bubbles for Parents	PK-K	Science	PBS KIDS ScratchJr	1-2	Coding
Splash and Bubbles Ocean Adventure	PK-K	Science	Outdoor Family Fun with Plum	1-3	Science and Engineering
The Cat in the Hat Builds That!	PK-K	Science and Engineering	Cyberchase Shape Quest	1-5	Math, Science
The Cat in the Hat Invents	PK-K	Science and Engineering	PBS KIDS Games app	K-2	Multiple Learning Goals
Jet's Bot Builder: Robot Games	K-2	Science and Engineering	PBS KIDS Video app	K-2	Multiple Learning Goals
Photo Stuff with Ruff	K-2	Science			



pbskids.org/apps



PBS KIDS and the PBS KIDS Logo are registered trademarks of Public Broadcasting Service. Used with permission.



ACTIVITY GUIDE

Episode 301: Goods and Services and the Letter G

Book: *What Are Goods and Services?* By Carolyn Andrews

Scan below to watch lesson



Letter Heroes

Read the sentence out loud. Highlight or lightly color over the uppercase letter **G's** and lowercase letter **g's**.

Gg

Gianna got grape gum at the grocery store.

Use your finger to sky write the letters **Gg**.

Words to Know

goods - things that you want or need

service - something you do for someone

Sort It

Decide if each object is a good or service. Draw a around the goods and a around the services.



Write It

Practice writing the uppercase G and the lowercase g on the lines below.



ACTIVITY GUIDE

Episode 302: The Job Site and the Letter J

Book: *Job Site* by Nathan Clement

Scan below to watch lesson



Read It

Read the poem out loud.

The Park

I like to go to the park.
I will go on the swings.
I like to go to the park.
I will go on the slide.
I like to go to the park.
I will go down the monkey bars.
I like to go to the park.

High Frequency Words

Circle the high-frequency words in the poem.

like will

Be on the lookout for these words when someone reads you a book.

Try It

Practice writing the uppercase **J** and the lowercase **j** on the lines below.

Letter Heroes

Highlight or lightly color over the uppercase letter **J's** and lowercase letter **j's** in the poem.

Jj

Look for the uppercase letter **J** and the lowercase letter **j** on street signs as you are riding in the car.



ACTIVITY GUIDE

Episode 303: Wants, Needs, and the Letter E

Book: *Extra Cheese, Please* by Cris Peterson

Scan below to watch lesson



Letter Heroes

Read the sentence out loud. Highlight or lightly color over the uppercase letter **E's** and lowercase letter **e's**.

Ee

Edward's elegant eagle sits on the egg.











Words to Know

Decide if each object is a want or need. Draw a line from each object to the bag it belongs in.



Read It

Look at the picture. Say the sound that each letter makes, then blend the sounds together. Finally, say the word in a snap!

	m e n	men	
	t e n	ten	
	w e t	wet	
	r e d	red	
	f e d	fed	



ACTIVITY GUIDE

Episode 304: Community and the Letter B

Book: "Kip in the Sun" by By Heather Ferguson

Scan below to watch lesson



Read It

Read the sentence out loud. Highlight or lightly color over the uppercase letter **B's** and lowercase letter **b's**.

Bb

Kip can see a big rig and big bus.

High Frequency Words

High-frequency words are words that you see a lot when you read.

have look

Look out for high frequency words when you are reading your favorite books.

Try It

Use the words below to create a sentence. Write the words on the lines provided.

wag I his at dog a tail
look

Spending Time Outside

Alma and her friends like to spend time at the park in their neighborhood. It has a playground, open green spaces, an ice rink, and more. Draw or write about the ways you like to enjoy being outside in your neighborhood.



ALMA'S WAY is produced by Fred Rogers Productions.
ALMA'S WAY © 2021 Think 3 Through Media, LLC. All rights reserved.
PBS KIDS and the PBS KIDS logo are registered trademarks of Public Broadcasting Service. Used with permission.
Made possible by the Corporation for Public Broadcasting, a private corporation funded by the American people.





ACTIVITY GUIDE

Episode 305: Goods that Help Us and the Letter H

Book: *Houses and Homes* by Ann Morris

Scan below to watch lesson



Letter Heroes

Read the sentence out loud. Highlight or lightly color over the uppercase letter **H's** and lowercase letter **h's**.

Hh

Hank the hippo had hay for his lunch.











Draw It

Draw a picture to match the sentence.

I see a blue house with a red door.

Read It

Look at the picture. Say the sound that each letter makes, then blend the sounds together. Finally, say the word in a snap!

	h o p	hop	
	h o t	hot	
	h a t	hat	
	h i t	hit	
	h i l l	hill	



ACTIVITY GUIDE

Episode 306: Trade and the Letter K

Book: *Be An Active Citizen*
by Helen Mason

Scan below to watch lesson



Letter Heroes

Read the sentence out loud.
Highlight or lightly color over the uppercase letter **K's** and lowercase letter **k's**.

Kk

The king has a pet kitten named Karen.

Words to Know

non-fiction - stories that give information and true facts about a topic

citizen - to be a part of your neighborhood community, your school community, or your city community

active citizen - doing something helpful in the community to make it a better place to live

Think About It

Illustrations or pictures in a nonfiction text can help you understand the people, places, things, or ideas in informational text. Look at the illustrations from the story, *Be an Active Citizen in Your Community*, by Helen Mason. What do the pictures tell you about the story?



ACTIVITY GUIDE

Episode 307: Making Friends and the Letter M

Book: *Making Friends is an Art* by Julia Cook

Scan below to watch lesson



Letter Heroes

Read the sentence out loud. Highlight or lightly color over the uppercase letter **M's** and lowercase letter **m's**.

Mm

Marco and his mom made yummy muffins.









Words to Know

Circle the pictures that begin with the letter M.



Read It

Look at the picture. Say the sound that each letter makes, then blend the sounds together. Finally, say the word in a snap!

	m a p	map	
	m a n	man	
	m e n	men	
	t r i m	trim	



ACTIVITY GUIDE

Episode 308: Wolf Pups and the Letter U

Book: *Wolf Pups and Mom* by Dwayne Nuñez and Meghan Shea

Scan below to watch lesson



Letter Heroes

Read the sentence out loud. Highlight or lightly color over the uppercase letter **U's** and lowercase letter **u's**.

Uu

The pups get up and run under the sun.

High Frequency Words

High-frequency words are words that you see a lot when you read.

by get

Look out for high frequency words when you are reading your favorite books.

Think About It

Read the following passage from the book, *Wolf Pups and Mom*, by Dwayne Nuñez and Meghan Shea. Circle the high frequency words **by** and **get**.

The den is lit by the sun.
The pups get up, but not mom. "Get up, mom!"
The pups nip and tug at mom.

Write It

Write a sentence using the high frequency words **by** and **get**. Draw a picture to go with your sentence.

It's Way, Way Yummy!

Alma loves lots of different kinds of foods like Mami's mofongo, blueberry muffins from Huda's store, and *anything* made with corn! What do you like to cook with your family? Try to write the recipe or draw the steps below. Like Alma, remember to stop and think about each step, one at a time.



ALMA'S WAY is produced by Fred Rogers Productions.
ALMA'S WAY © 2021, Think It Through Media, LLC. All rights reserved.
PBS KIDS and the PBS KIDS logo are registered trademarks of Public Broadcasting Service. Used with permission.
Made possible by the Corporation for Public Broadcasting, a private corporation funded by the American people.





ACTIVITY GUIDE

Episode 309: Being a Leader and the Letter Q

Scan below to watch lesson



Letter Heroes

Read the sentence out loud. Highlight or lightly color over the uppercase letter **Q's** and lowercase letter **q's**.

Qq

The quiet queen quickly gave Quinn a quarter.

Think About It

Look at the words that you highlighted in the Letter Heroes section. What do all the words have in common?

Q and U often go together in words such as ...









quilt

quack

question mark

Read It

Look at the picture. Say the sound that each letter makes, then blend the sounds together. Finally, say the word in a snap!

	n u t	nut	
	r u n	run	
	b u g	bug	
	c u t	cut	



ACTIVITY GUIDE

Episode 310: Making a Difference and the Letter X

Scan below to watch lesson



Letter Heroes

Read the sentence out loud. Highlight or lightly color over the uppercase letter **X's** and lowercase letter **x's**.

Uu

Alex put his extra toy fox in the box.

Words to Know

difference - making a change for the better

respect - a feeling of caring for someone's well-being and can be shown by using good manners and demonstrating kindness

Match It


Read each word. Draw a line from the word to its matching picture.

Fox

Box

Sax

Six



Write It

Read the following sentence. Then, use the sentence stem below to write your own sentence. Draw a picture to go with your sentence.

I can make a difference by showing respect to my teachers.

I can make a difference by



ACTIVITY GUIDE

Episode 311: Pat-A-Cake
Book: Pat-A-Cake Nursery Rhyme

Scan below to watch lesson

Read It

Read the nursery rhyme out loud.

Pat-A-Cake

Pat-a-cake, pat-a-cake
baker's man.
Bake me a cake
as fast as you can. Pat it and
prick it and mark it with "B."
Put it in the oven
for baby and me.

High Frequency Words

Circle the high-frequency words in the nursery rhyme.

it in

Write It

- Rhyming words have ending sounds that are the same like **man** and **can**. These words are in the **-an** family.
- Underline the rhyming words **man** and **can** in the nursery rhyme.
- Can you think of some more words that rhyme with **man** and **can**?

Connections

A bakery is a place where bread, cakes, cookies, and other baked foods are made and sold. A baker is the person who makes and sells bread, cakes, and cookies.

Scan this QR Code for a virtual field trip to a bakery.





ACTIVITY GUIDE

Episode 312: You can Make a Difference
Book: *The Smallest Girl in the Smallest Grade* by Justin Roberts



Read It

Words are made up of syllables. A syllable is a part of a word with a vowel sound.

Clap out the number of syllables in our Words To Know. Then read the word in a sentence.

cower
The spider made me **cower**.

abandoned
I saw an **abandoned** toy on my walk.

discarded
My mom **discarded** some of my old toys.

Words to Know

- **cower** - to move back or look down because you are afraid
- **abandoned** - to leave something or someone alone
- **discarded** - to throw something away because it is unwanted

Write It

- When we write a sentence we need to plan out our writing.
- We think about what we want to write and then say it out loud.
- On a scrap piece of paper, write "I can be kind."

Try It


Draw a picture of how you can show kindness



Sharing Stories

Name _____


Directions: Interview an adult family member to capture a memorable story about when they were a kid. Think about what you want to learn and write three questions down to help guide you during your interview. Together, draw a picture to go with the story. Talk about what you learned. Have you had a similar experience?



Question 1 _____

Question 2 _____

Question 3 _____



For more activities, visit pbskidsforparents.org



© 2020 WGBH Educational Foundation. All rights reserved. "Arthur" & the other Marc Brown ARTHUR characters and underlying materials (including artwork)™ and © Marc Brown. All third party trademarks are the property of their respective owners. Used with permission. ARTHUR is produced by GBH Kids and Oasis Animation, Inc. Funding for ARTHUR is provided by public television viewers. Corporate funding for Arthur on PBS KIDS® is provided by ABCmouse.com. PBS KIDS and the PBS KIDS Logo are registered trademarks of Public Broadcasting Service. Used with permission. Made available by the Corporation for Public Broadcasting, a private corporation funded by the American people.

Funded by:




ACTIVITY GUIDE

Episode 313: Jack and Jill
Book: Jack and Jill Nursery Rhyme

Scan below to watch lesson



Read It

Jack and Jill

Jack and Jill
Went up the hill
To fetch a pail of water.

Jack fell down,
And broke his crown,
And Jill came tumbling
after.

High Frequency Words

Circle the high-frequency words in the nursery rhyme.

and up

Words to Know

Underline the words to know in the nursery rhyme.

fetch - get a pail of water
crown - his head

Write It

- Rhyming words have ending sounds that are the same, like **Jill** and **hill**. These words are in the **-ill** family.
- Underline the rhyming words **Jill** and **hill** in the nursery rhyme.
- Can you think of some more words that rhyme with **Jill** and **hill**?

Connections

Ask an adult to scan the QR code to learn how to make your own water well.





ACTIVITY GUIDE

Episode 314: A Story About Perseverance

Book: *I am Darn Tough* by Licia Morelli

Scan below to watch lesson



Read It

Words are made up of syllables. A **syllable** is a part of a word with a vowel sound.

Clap out the number of syllables in our **Words To Know**. Then read the word in a sentence.

Mirroring



When I looked down into the pond, the water was **mirroring** the image of my face.

Babble



The **babble** of the stream was so relaxing.

Defeated



I felt really **defeated** when I couldn't ride my bike without the training wheels.

Words to Know

mirroring - to show the image of something

babble - a quiet sound made by flowing water

defeated - feeling unsuccessful at something you are trying to do

Key Words

- When we write a sentence, we need to plan out our writing.
- We think about what we want to write and then say it out loud.
- Today we are going to write "I can do hard things."

- Draw a picture of something that you did that was hard.

Try It

Scan the QR code learn more about the benefits of reading out loud.





ACTIVITY GUIDE

Episode 401: Humpty Dumpty

Scan below to watch lesson



Read It

Humpty Dumpty

Humpty Dumpty
Sat on a wall.
Humpty Dumpty
Had a great fall.

All the king's horses
And all the king's men,
Couldn't put Humpty
Together again.

High Frequency Words

Circle the high-frequency words in the nursery rhyme.

all **the**

Words to Know

Underline the words to know in the nursery rhyme.

character - who the story is about

problem - part that goes wrong

Write It

- Rhyming words have ending sounds that are the same like **wall** and **fall**. These words are in the **-all** family.
- Underline the rhyming words **wall** and **fall** in the nursery rhyme.
- Can you think of some more words that rhyme with **wall** and **fall**?

Draw It

Draw a picture of the problem in the nursery rhyme.



ACTIVITY GUIDE

Episode 402: Plants are Always Moving
Book: *Plants Can't Sit Still* by Rebecca E. Hirsch

Scan below to watch lesson



Read It

Read the sentences out loud. Underline the **Words to Know** from the word box in each sentence.

My grandma's head was nodding when she was sleeping in her rocking chair.

I saw a snake slither through the grass.

Plants can tumble on a breeze.

Phonics Skill

verb - action words that tell something is happening.

Some verbs end in **-ing** like in the words **swaying**, **drifting** and **floating**.

Words to Know

slither - to move by sliding your entire body back and forth like a snake

nodding - to bend downward or forward like when you nod your head

tumble - to fall forward while turning over

Draw It

On the back of this sheet or on a scrap piece of paper, draw a picture to match the sentence:

Plants need sun, water, and room to grow



ACTIVITY GUIDE

Episode 403: Mary Had a Little Lamb
Book: Mary Had a Little Lamb
Nursery Rhyme

Scan below to watch lesson



Read It

Mary Had A Little Lamb

Mary had a little lamb, whose fleece was white as snow. And everywhere that Mary went, the lamb was sure to go.

It followed her to school one day which was against the rules. It made the children laugh and play to see a lamb at school.

Try It

Use the rhyming clues to solve the riddle. Then pretend to be that animal!

What animal rhymes with funny and has two long ears? bunny

What animal rhymes with herd and has two wings? bird

What animal rhymes with make, has scales, and no legs? snake

High Frequency Words

Circle the high-frequency words in the nursery rhyme.

Was **Her**

Words to Know

Underline the words to know in the nursery rhyme.

fleece - the hair or wool covering a sheep or lamb

Write It

Rhyming words have ending sounds that are the same. Some words can sound the same at the end but they aren't spelled the same.

Underline the rhyming words **snow** and **go** in the nursery rhyme.

Can you think of some more words that rhyme with **snow** and **go**?



ACTIVITY GUIDE

Episode 404: Worms, Worms, Worms!

Book: *Wonderful Worms* by Linda Glaser

Scan below to watch lesson



Read It

Words are made up of syllables. A **syllable** is a part of a word with a vowel sound.

Clap out the number of syllables in our **Words To Know**. Then read the word in a sentence.

damp



This sponge is damp.

rotting



This banana is not fresh, it is rotting.

burrow



The baby rabbits live in an underground burrow.

High Frequency Words

damp - a little wet

rotting - getting old and breaking down

burrow - a hole or a tunnel dug by a small animal

Words to Know

When we write a sentence we need to plan out our writing.

We think about what we want to write and then say it out loud.

On a scrap piece of paper, write "Worms can help plants grow."

Try It

Draw a picture of a worm in a garden.



Book Review

Draw a picture based on a storybook that you read. Then, fill in the "My Review" section. Share your book review with a family member or friend.



Book Title: _____

Author: _____

Illustrator: _____



Draw here.

My Review

The part of the book that I liked best was... _____

After reading this book, I felt... _____

Would you recommend this book? Why or why not? _____

Find more games and activities at pbskidsforparents.org



PBS KIDS and the PBS KIDS Logo are registered trademarks of Public Broadcasting Service. Used with permission. Media available by the Corporation for Public Broadcasting, a private corporation funded by the American people.



ACTIVITY GUIDE

Episode 405: This Little Piggy
Book: This Little Piggy Nursery Rhyme

Scan below to watch lesson



Read It

This Little Piggy

This little piggy went to market.
This little piggy stayed home.
This little piggy had roast beef.
This little piggy had none.
And this little piggy cried
Wee wee wee
All the way home.

Phonics Skills

diagraph - 2 letters that are put together to make a new sound
soft **th** sound - like thin
hard **th** sound - like this

Draw It

On the back of this sheet or on a scrap piece of paper, draw a picture to go with the sentence:
The pig was sad

High Frequency Words

Circle the high-frequency words in the nursery rhyme.

this **had**

Write It

Rhyming words have ending sounds that are the same. Some words can sound the same at the end but they aren't spelled the same.

Write a rhyming word that follows the pattern.

None	Fun

Bread	Red



ACTIVITY GUIDE

Episode 406: Animal Habitats
Book: Where Do Animals Live? by
Bobbie Kalman

Scan below to
watch lesson



Sort It

Read the words in the text box.
Write the words under which
habitat they are found.

dry cactus wet
iguana tree

Forest	Desert

Draw It

On the back of this page or on a
scrap piece of paper, draw a picture
for each sentence.

A squirrel lives in a tree in the forest.

A cactus is a plant that grows in the
desert.

Words to Know

habitat - a place in nature
where animals live

forest - an area with many
trees.

desert - a dry area that does
not get much rain

Write It

What animals live in your
community?

What things do they need?



ACTIVITY GUIDE

Episode 407: The Bear Went Over the Mountain

Book: The Bear Went Over the Mountain Nursery Rhyme

Scan below to watch lesson



Read It

The Bear Went Over the Mountain

The bear went over the mountain,
To see what she could see.
And all that she could see,
Was the other side of the mountain.
The other side of the mountain,
Was all that she could see.

Phonics Skills

diagraph - 2 letters that are put together to make a new sound
The **wh** sound in when, whale, whiz, whine, whip

Draw It

On the back of this sheet or on a scrap piece of paper, draw a picture to go with the sentence:
What did the bear see?

High Frequency Words

Circle the high-frequency words in the nursery rhyme.

over **see**

Write It

Rhyming words have ending sounds that are the same. Some words can sound the same at the end but they aren't spelled the same.

Write a rhyming word that follows the pattern.

See	Sea



ACTIVITY GUIDE

Episode 408: Animal Habitats Part 2
Book: *Where Do Animals Live?* by Bobbie Kalman

Scan below to watch lesson



Read It

Clap out the number of syllables in our **Words To Know**. Then read the word in a sentence.

hoof



The horse has mud on his hoof.

meadow



The baby fox lives in a den in the meadow.

Wading



I love to wear my rain boots and go wading in the puddles.

Words to Know

hoof - hard covering over an animal's toes

meadow - a flat grassy area
wading - to walk through water

habitat - a place in nature where an animal lives

Write It


On the back of this page or on a scrap piece of paper, draw a picture for each sentence.

A squirrel lives in a tree in the forest.

A cactus is a plant that grows in the desert.

Draw It

Draw a line from the animal to its habitat





ACTIVITY GUIDE

Episode 409: Little Boy Blue
Book: Little Boy Blue Nursery Rhyme

Scan below to watch lesson



Read It

Little Boy Blue

Little boy blue,
Come blow your horn,
The sheep's in the meadow,
The cow's in the corn.
But where is the boy
Who looks after the sheep?
He's under a haystack,
Fast asleep

Write It

Rhyming words have ending sounds that are the same. Some words can sound the same at the end but they aren't spelled the same. Underline the rhyming words in the nursery rhyme.

High Frequency Words

Circle the high-frequency words in the nursery rhyme.

come who

Write It

Answer the following questions about the nursery rhyme.

Who is the main character?

Where are the sheep?

What is the boy doing?



ACTIVITY GUIDE

Episode 410: Over and Under the Pond

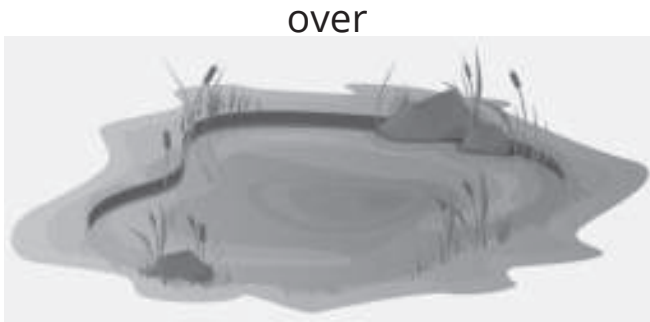
Book: Over and Under the Pond by Kate Messner

Scan below to watch lesson



Sort It

Draw a line from the animal to where it lives at a pond.



tadpole



blackbird



goldfinch



bullfrog

Phonics Skills

Compound words are two small words put together to form a new word. The new word has its own meaning.

first word		second word	compound word
bull	+	frog	bullfrog
black	+	bird	blackbird
gold	+	finch	goldfinch
tad	+	pole	tadpole




Storytelling Puppets

Directions: Color and then cut out the character puppets. Glue each puppet onto a popsicle stick. Use the puppets to retell the sequence of events from the PBS KIDS episode you watched. Talk about the characters, the problem, what the characters did, the solution and what they learned. You can even create an original storyline!

Buddy



Mr. Conductor



Tiny



For more games and activities, visit pbskidsforparents.org



Dinosaur Train™ & © 2020. The Jim Henson Company. All Rights Reserved.
Corporate funding is provided by Kiddie Academy® and ABCmouse.com.


PBS KIDS and the PBS KIDS Logo are registered trademarks of Public Broadcasting Service. Used with permission.
Made available by the Corporation for Public Broadcasting, a private corporation funded by the American people.

Funded by:





**This page was left blank
to cut out the activity
on the other side.**





ACTIVITY GUIDE

Episode 411: Once I Saw a Little Bird
Book: Once I Saw a Little Bird
Nursery Rhyme

Scan below to watch lesson

Read It

Once I Saw a Little Bird

Once I saw a little bird
Come hop, hop, hop;
So I cried, "Little bird,
Will you stop, stop, stop?"
And was going to the window
To say, "How do you do?"
But he shook his little tail,
And far away he flew.

Write It

The words hop and stop are part of the -op word family. What other words rhyme with hop and stop?

High Frequency Words

Circle the high-frequency words in the nursery rhyme (The word go is part of a new word).

you go

Phonics Skills

Rhyming words have ending sounds that are the same. Some words can sound the same at the end but they aren't spelled the same. Underline the rhyming words in the nursery rhyme.

Draw It

Draw a picture to go with the sentence.

The bird is looking for worms.



ACTIVITY GUIDE

Episode 412: Living Things in my Backyard

Book: *Living Things in my Backyard*
by Bobbie Kalman

Scan below to watch lesson



Sort It

A **living thing** needs air, food, and water to grow. **Non-living things** do not need air, food, and water.

Sort the words into living and non-living things. Write the words under the correct heading.

bird car rock frog tree house

Living Things (Needs air, food, and water to grow)	Non-living Things

Draw It

Read the sentence. Fill in the blank with something that you see in your backyard. Draw a picture to match the sentence.

I see a _____ in my backyard.



ACTIVITY GUIDE

Episode 413: Little Wind
Book: Little Wind by Kate Greenaway

Scan below to watch lesson



Read It

Little Wind

By Kate Greenaway

Little wind blow on the hill top;
Little wind, blow down the plain;
Little wind, blow up the sunshine;
Little wind, blow off the rain.

High Frequency Words

Circle the high-frequency words in the nursery rhyme (The word go is part of a new word).

on down

Words to Know

plain - a flat area of land with very few trees

Phonics Skills

Rhyming words have ending sounds that are the same. Some words can sound the same at the end but they aren't spelled the same.

Underline the rhyming words in the nursery rhyme.

Words to Know

Draw a picture to go with one of the sentences above.

Little wind, blow _____



ACTIVITY GUIDE

Episode 414: Plants are Living Things

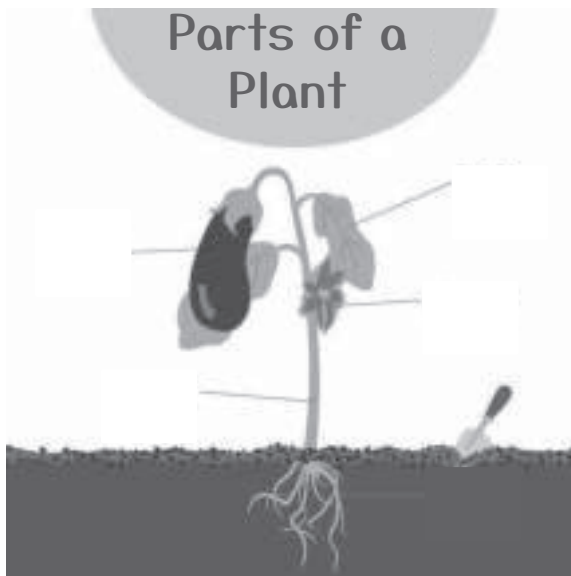
Scan below to watch lesson



Write It

Label the parts of the plant.

fruit stem flower roots
leaf



Words to Know

life cycle - The life cycle of a plant is how it changes from a seed to a grown plant

roots - the part of the plant that attaches to the ground and brings water and nourishment to the plant

leaves - grow on the stem and produce food for the plant

stem - supports the plant

flowers - the brightly colored part of the plant that produces seeds

fruit - the sweet tasty part of the plant

Number It

Number the order of events.

___ stem starts to grow above the ground

___ the seed is planted

___ a flower blooms

___ roots grow into the soil

___ leaves grow on the stem



ACTIVITY GUIDE

Episode 415: Where is the Beehive?

Scan below to watch lesson



Read It

Here is the Beehive

Here is the beehive,
Where are the bees?
Hidden away where nobody
sees.
Watch and you'll see them
Come out of the hive.
One...two...three...four...five!
Buzz...buzz...buzz...buzz...buzz.

Draw It

A beehive is where bees live. Draw a picture to go with the sentence.

The bees flew around the beehive.

High Frequency Words

Circle the high-frequency words in the nursery rhyme


out are

Words to Know

Rhyming words have ending sounds that are the same. Some words can sound the same at the end but they aren't spelled the same.

Underline the rhyming words in the nursery rhyme.

homophones - words that sound the same but have different meanings





ACTIVITY GUIDE

Scan below to watch lesson



Episode 416: Up in the Garden and Down in the Dirt!

Book: Up in the Garden and down in the Dirt by Kate Messner

Label It

Read the words in the box, and decide if the object is found “up in the garden” or “down in the dirt.” Write a word on the appropriate line.

ladybug Honeybee worm groundhog ants toad

Up in the garden



Down in the dirt

Read It

Words are made up of syllables. A **syllable** is a part of a word with a vowel sound. Clap out the number of syllables in the following words. Then read the definition of the word.



brittle

dry or easy to break



drenched

wet, soaked







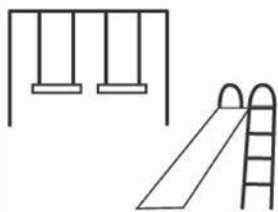


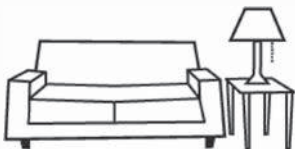








harvest

to pick or gather crops



Super Storytelling

Instructions: Engaging characters, unique settings, and crazy problems to overcome are just some of the elements of good storytelling. Get the super story juices flowing as you mix up characters, settings, and objects for your own super story creations. Color each row of images. Then, randomly choose one square from each row. Create your own story and write about it using the Super Storytelling chart.

Character  Young Child	 Parent	 Grandparent	 Older Child
Setting  Park	 Baseball Field	 Beach	 Living Room
Weather  Sunny	 Rainy	 Cloudy	 Windy
Object  Cape	 Seashells and Bucket	 Rainbow Parachute	 Book

Find more games and activities at pbskidsforparents.org



PBS KIDS and the PBS KIDS Logo are registered trademarks of Public Broadcasting Service. Used with permission. Made available by the Corporation for Public Broadcasting, a private corporation funded by the American people.



Super Storytelling

Name

Instructions: Use this Super Storytelling chart to brainstorm the parts of your story. Identify the characters and the setting and think about the plot. When you finish your basic outline, you are ready to begin writing!

Characters:

Setting:

Plot-First:

Plot-Then:

Plot-Last:

SPECIAL THANKS TO OUR MICHIGAN LEARNING CHANNEL CONTENT PARTNERS:

Alma's Way

Arthur

Family Math

Hero Elementary

Let's Go Luna

Martha Speaks

Molly of Denali

PBS KIDS

PBS SoCal

Ready Jet Go

Sid The Science Kid

Super Why

Word Girl

Some images and icons sourced from The Noun Project and iStock

WATCH on the new Michigan Learning Channel
or stream the channel at MichiganLearning.org



Visit MichiganLearning.org and follow
[@MichLearning](https://twitter.com/MichLearning) on social media to find out more.

The State of Michigan



Donald and Mary
Kosch

William H. Smith
and Family

Lauren and Phillip Fisher Fund
for Children and Education



The Michigan Learning Channel is funded through a grant awarded by the Michigan Department of Education and the U.S. Department of Education.

The contents of this workbook were developed under a grant from the U.S. Department of Education. However, those contents do not necessarily represent the policy of the Department of Education, and you should not assume endorsement by the Federal Government.

The project is funded by a Ready To Learn grant (PR/Award No. S295A200004, CFDA No. 84.295A) provided by the Department of Education to the Corporation for Public Broadcasting.



On TV. Online. Statewide.

WATCH on the new Michigan Learning Channel
or stream the channel at MichiganLearning.org



Visit MichiganLearning.org and follow @MichLearning on social media to find out more.

Not for resale.