



READ, Write, ROAR!



Literacy Activity Book

With bonus activities from your
favorite PBS KIDS shows

Kindergarten 1st Semester

Proudly Sponsored by



W.K.
KELLOGG
FOUNDATION

A Partner With Communities Where Children Come First

Learning Together as a Family

Read, Write, ROAR! covers the same topics that Michigan students learn in their classrooms. Seasons 1 and 2 of the TV series correspond to the first semester of the school year, with each season matching up with each quarter of the school year. This book has all of the activity sheets from the first two seasons and can be used to follow along with your first semester. Visit MichiganLearning.org/ReadWriteRoar to see the full list of themes.

Season 1

Theme: Myself and Others and Learning the Alphabet

Episodes 101 - 107

- Who I am
- My name and why it is special
- People in my community

Phonics Skills: Learning the letters A, I, H, L, M, P, T

Episodes 108 - 110

- How children are alike and different
- Learning about the past
- Getting along with others and being responsible

Phonics Skills: Learning the letters O, R, S

Season 2

Theme: Weather and Learning the Alphabet

Episodes 201-207

- Preparing for changing weather
- Describing patterns using weather observations
- The purpose of weather forecasting

Phonics Skills: Learning the letters A, C, N, O, P, R, S

Episodes 208-216

- Types of severe weather
- How to prepare for severe weather

Phonics Skills:

- Learning the letters D, F, I, L, T, W, Z
- Sounding & blending with vowels A, I, O

Where to Find the Michigan Learning Channel

Find your favorite shows anywhere you go!



Scan the QR Code:

Scan the QR code here to visit the website, and scan any of the QR codes in this book to see the accompanying video right on your device.

On Demand:

Video lessons and activities at MichiganLearning.org

Click your grade level for this week's selected lessons

Or, use "Find a Lesson" to search by grade, subject, and educational standard

On the App:

Find shows on the free PBS app

The PBS App is available for mobile devices, Roku, Apple TV, and on many Smart TVs.

Search for Read Write Roar, Math Might's, Extra Credit, DIY Science Time, Wimee's Words, InPACT at Home, Simple Gift Series, and more great programs.

On the Livestream:

Watch the 24/7 livestream at MichiganLearning.org/live-tv

On TV:

Find us on broadcast television with an antenna



Find lessons and virtual events online via
www.MichiganLearning.org
www.MichiganLearning.org/ReadWriteRoar

On TV. Online.
Statewide.

   Follow @MichLearning on social media to find out more.

The Michigan Learning Channel is funded through a grant awarded by the Michigan Department of Education and the U.S. Department of Education.



Learn at Home with PBS KIDS

Play and learn anytime and anywhere with free apps from PBS KIDS! Use the chart below to find the app that aligns to your child's grade, learning goal, and favorite PBS KIDS show - then download it on your on your mobile or tablet device to play online, offline, or anytime.

Apps for Social & Emotional Learning

Daniel Tiger for Parents	PK-K	Social & Emotional Learning
PBS KIDS Games app	K-2	Multiple Learning Goals
PBS KIDS Video app	K-2	Multiple Learning Goals



Apps for Literacy Learning

Dinosaur Train A to Z	PK-K	Literacy, Science
Molly of Denali	K-2	Literacy
PBS KIDS Games app	K-2	Multiple Learning Goals
PBS KIDS Video app	K-2	Multiple Learning Goals



Apps for STEM Learning (Science, Technology, Engineering & Math)

PBS Parents Play & Learn	PK-K	Literacy, Math	Ready Jet Go! Space Explorer	K-2	Science
Play & Learn Engineering	PK-K	Science and Engineering	Ready Jet Go! Space Scouts	K-2	Science and Engineering
Play & Learn Science	PK-K	Science	Nature Cat's Great Outdoors	K-3	Science
Splash and Bubbles for Parents	PK-K	Science	PBS KIDS ScratchJr	1-2	Coding
Splash and Bubbles Ocean Adventure	PK-K	Science	Outdoor Family Fun with Plum	1-3	Science and Engineering
The Cat in the Hat Builds That!	PK-K	Science and Engineering	Cyberchase Shape Quest	1-5	Math, Science
The Cat in the Hat Invents	PK-K	Science and Engineering	PBS KIDS Games app	K-2	Multiple Learning Goals
Jet's Bot Builder: Robot Games	K-2	Science and Engineering	PBS KIDS Video app	K-2	Multiple Learning Goals
Photo Stuff with Ruff	K-2	Science			



pbskids.org/apps



PBS KIDS and the PBS KIDS Logo are registered trademarks of Public Broadcasting Service. Used with permission.

Using and Creating Informational Texts at Home

By Crystal N. Wise and Nell K. Duke

Information is all around us. We read it, see it, hear it—sometimes it feels like we breathe it. Learning how to find, digest, and create information are important skills that you can start helping your child build today. In fact, you’re probably already doing it! Are you reading about places to visit with your child or writing family recipes together? Then you’re showing your child the value of informational texts. It is important for young children to begin to understand that people use and create informational texts to meet their needs and wants.

From a picture book about how rainbows appear in the sky to an in-depth website on car repair, informational texts help us follow our interests and solve our problems. For young children, listening to, reading, writing, and illustrating informational texts is a great way to build knowledge and vocabulary in science, social studies, and the arts—and a great foundation for success in school and life.



Molly of Denali ©2019 WGBH Educational Foundation

What is informational text?

Educators use the term “informational text” broadly, including anything from a podcast to a graphic to a book that’s created mainly to provide information. Newspapers, documentaries, nutrition labels, maps, science articles, and many websites are all informational texts. Once you start thinking about it, you’ll see informational texts everywhere. For example, craft and board game instructions are informational texts that teach how to do something. These texts can lead to lots of fun! Others, like bus schedules and grocery lists, support us in completing everyday tasks.

How can you support your child in learning with informational texts?

Here are some suggestions:

- 1. Find your child’s informational interests.** Help your child conduct internet searches for books, articles, images, or videos on topics of interest. Does your child love dinosaurs? Dolphins? Dogs? As you are searching, encourage your child to help you think of good search terms.

2. **Make running errands faster and more interesting.** Make a list of errands with your child and then use a map to plan the route together. Ask your local librarian for child-friendly informational materials related to the errands, such as books about how foods you buy at the grocery store are made.
3. **Create recipes and cook up some learning.** While cooking your child’s favorite meal, talk about the ingredients and steps. Help your child write down the recipe or video record the preparation as your child describes each step (“Cut . . .” “Stir. . .”). Then, share the written or video recipe with friends or other family members, especially for occasions when your little one is their guest!
4. **Watch Molly of Denali on PBS KIDS!** Molly is a resourceful and curious 10-year-old who loves to explore the world around her. She also enjoys using informational texts to solve problems and help others. As you watch Molly of Denali with your child, talk about the different types of texts Molly uses and creates. Discuss how Molly uses these texts to solve real-world problems, satisfy her curiosity, and teach others.

Engaging with informational texts at home and in your community helps your child develop literacy and problem-solving skills, discover new interests, and learn about the world. Most importantly, it is an excellent opportunity to spend time with your child, making the most of your everyday experiences together.

Find more ideas for learning with informational text at <https://pbskids.org/molly>.

Text of “Using and Creating Informational Texts at Home” © 2019 NAEYC®. Reprinted with permission. All NAEYC material is copyrighted by NAEYC and/or various authors and illustrator.



MOLLY OF DENALI™ is produced by WGBH Kids and Atomic Cartoons in association with CBC Kids.

Molly of Denali, TM/© 2019 WGBH Educational Foundation. All rights reserved. PBS KIDS and the PBS KIDS Logo are registered trademarks of Public Broadcasting Service. Used with permission.



Funding for MOLLY OF DENALI™ is provided by a Ready To Learn Grant from the U.S. Department of Education; the Corporation for Public Broadcasting, a private corporation funded by the American People; and by public television viewers. Additional funding made possible with the participation of the Province of British Columbia Production Services Tax Credit. Corporate funding is provided by Homer, the T. Rowe Price College Savings Plan and IKEA®.

The contents of this program were developed under a grant from the Department of Education. However, those contents do not necessarily represent the policy of the Department of Education, and you should not assume endorsement by the Federal Government. The project is funded by a Ready To Learn Grant (PR/AWARD No. U295A150003, CFDA No. 84.295A) provided by the Department of Education to the Corporation for Public Broadcasting.



ACTIVITY GUIDE

Episode 101: All About the Alphabet and the Letter A

Scan below to watch lesson



Letter Heroes

Highlight or lightly color over the uppercase letter **A's** and lowercase letter **a's** in the sentence in the **Read It** section.

Aa

How many letter **a's** can you find while reading your favorite book?

Draw It

Draw two foods you like to eat.

Match It

Rhyming words are words that sound the same at the end of the word. Draw a line from a word on the left to a word that rhymes found on the right.



mouse



man



red



lip



zip



mug



bug



bed



ran



house



ACTIVITY GUIDE

Episode 102: A Name Game and the Letter T

Scan below to watch lesson



Read It

Read the poem out loud.

The Name Game

Hickety Pickety Bumblebee
Won't you say your name for me?

(Say your name) _____

Let's all whisper it!
Let's all stomp it!
Let's all clap it!
Let's all shout it!

How many sound parts do you have in your name?

High Frequency Words

Circle the high-frequency words in the sentences below.

a and

I like pizza and tacos.



I saw a turtle.



Write It

When we write our name we start with an uppercase letter. Write your name on the line.

My name is

_____.

Draw a picture to go with your sentence.

Letter Heroes

Highlight or lightly color over the uppercase letter **T's** and lowercase letter **t's** in the poem "Hickety Pickety."

Tt

Look for the uppercase letter **T** and the lowercase letter **t** on street signs as you are riding in the car.

What Do You Hear?

Alma hears music and the subway rumbling in her neighborhood. Sometimes she and her friends hear the sounds of animals. Step outside in your neighborhood and listen. What sounds do you hear? What might make those sounds? Use this page to draw and write about the sounds in your neighborhood.



ALMA'S WAY is produced by Fred Rogers Productions.
ALMA'S WAY © 2021, Think It Through Media, LLC. All rights reserved.
PBS KIDS and the PBS KIDS Logo are registered trademarks of Public Broadcasting Service. Used with permission.
Made possible by the Corporation for Public Broadcasting, a private corporation funded by the American people.





ACTIVITY GUIDE

Episode 103: Families and the Letter H

Book: *Meet My Family: Animal Babies and Their Families* by Laurie Salas

Scan below to watch lesson



High Frequency Word

Underline the high frequency word **my** in the sentence below.

my

I have four people in my family.



Read It

Say each picture. Clap out the syllables or word parts.



pen

cil



tur

tle



ba

by

Draw It

Draw a picture of your family.

Trace It

Trace the word **my** with your finger, a pencil, and a marker.

my



ACTIVITY GUIDE

Episode 104: Sing Along Fun and the Letter I

Scan below to watch lesson



Letter Heroes

Highlight or lightly color over the uppercase letter **I's** and lowercase letter **i's** in the sentence below.

Ii

I like to eat ice cream.

Write It

Use the words below to write a sentence. Draw a picture to match your sentence.

like cat I my

_____.

Match It

Listen to the beginning sound of each picture. Draw a line from one picture to another picture with the same beginning sound.



Tt



Ii



Hh




Aa



What Makes My Neighborhood Special?

Think about what makes your neighborhood special.
Write or draw about what you like best about your neighborhood.



ALMA'S WAY is produced by Fred Rogers Productions.
ALMA'S WAY © 2021, Think It Through Media, LLC. All rights reserved.
PBS KIDS and the PBS KIDS Logo are registered trademarks of Public Broadcasting Service. Used with permission.
Made possible by the Corporation for Public Broadcasting, a private corporation funded by the American people.





ACTIVITY GUIDE

Episode 105: Family Fun and the Letter L

Book: *Fun Families* by Julia Lindsey

Scan below to watch lesson



Letter Heroes

Read the sentence out loud. Highlight or lightly color over the uppercase letter **L's** and lowercase letter **l's**.

L I

Leo the lion likes to run.

Use your finger to sky write the letters **LI**.

High Frequency Words

Read the sentences below. Underline the high frequency words **am** and **it**.

am it

I am a writer.

I like to write books.

Match It

Read the words in the box. Use the lines below to write a sentence. Draw a picture to go with your sentence.

family My special is



ACTIVITY GUIDE

Episode 106: Sounds All Around and the Letter M

Scan below to watch lesson



Letter Heroes

Read the sentence out loud. Highlight or lightly color over the uppercase letter **M's** and lowercase letter **m's**.

Mm

The monkey is on the motorcycle.

Unscramble It

Read the words below. Unscramble the words to make a sentence. Write the words on the lines to make a sentence.

that sound What was

_____?

Write It

Say each picture out loud, and listen to the beginning sound. Write the beginning letter of each picture on the line.

Aa	Tt	Ll	Hh





ACTIVITY GUIDE

Episode 107: Letters All Around and the Letter P

Book: *Can We Get A Pet?* by Julia Lindsey

Scan below to watch lesson



Letter Heroes

What letters do you see on these signs? Look for letters in signs when you are riding in the car.



High Frequency Words

Read the sentences below. Underline the high frequency words **be** and **are** and circle the periods at the end of the sentence.

be are

Our new pet will be a cat.

My eyes are brown.

Look out for these high frequency words when you are reading your favorite books.

Draw It

A sentence ends with a .

A question asks something and ends with a ?

An exclamation is read with feeling and ends with an !

Read the sentences out loud.

Sentence

I have a pet dog.

Question

Can we get a new pet?

Exclamation

Go to bed!



ACTIVITY GUIDE

Episode 108: Fun With Words, Friends, and the Letter O

Scan below to watch lesson



Letter Heroes

Highlight or lightly color over the uppercase letter **O's** and lowercase letter **o's** in the sentence in the **sentence below**.

Oo

The orange otter was odd.

Write It





Read the words below. Unscramble the words to make a sentence.

like friend I my

_____.

Match It

Say each picture out loud and listen to the beginning sound. Write the beginning letter of each picture on the line.

Pp	Mm	Ll	Oo
			




















Sharing Stories

Name _____


Directions: Interview an adult family member to capture a memorable story about when they were a kid. Think about what you want to learn and write three questions down to help guide you during your interview. Together, draw a picture to go with the story. Talk about what you learned. Have you had a similar experience?



Question 1 _____

Question 2 _____

Question 3 _____



For more activities, visit pbskidsforparents.org



© 2020 WGBH Educational Foundation. All rights reserved. "Arthur" & the other Marc Brown ARTHUR characters and underlying materials (including artwork)™ and © Marc Brown. All third party trademarks are the property of their respective owners. Used with permission. ARTHUR is produced by GBH Kids and Oasis Animation, Inc. Funding for ARTHUR is provided by public television viewers. Corporate funding for Arthur on PBS KIDS® is provided by ABCmouse.com. PBS KIDS and the PBS KIDS Logo are registered trademarks of Public Broadcasting Service. Used with permission. Made available by the Corporation for Public Broadcasting, a private corporation funded by the American people.

Funded by:




ACTIVITY GUIDE

Episode 109: Talking about our feelings and the letter S

Scan below to watch lesson



Letter Heroes

Read the sentence out loud. Highlight or lightly color over the uppercase letter **S's** and lowercase letter **s's**. Circle the endmark or period at the end of the sentence.

Ss

She is six years old.

Retell It

After reading a story, use these questions to help retell the story.

Who was the story mostly about?

Where was the setting?

When did the story take place?

What was the problem?

Write It

Look at the picture of Sophie from the story, *When Sophie Gets Angry - Really, Really Angry*, by Molly Bang. Parents, ask your child the following questions:



How do you think Sophie is feeling?

What is she doing that makes you feel this way?

What do you do when you are angry?



ACTIVITY GUIDE

Episode 110: Calming Down and the Letter R

Scan below to watch lesson



Letter Heroes

Read the sentence out loud.
Highlight or lightly color over the uppercase letter **R's** and lowercase letter **r's**.

Rr

Riley sees a red rose.

Unscramble It

Draw a picture to match the sentence.

When I am happy, I can smile.

Write It

Say each picture out loud, and listen to the beginning sound. Write the beginning letter of each picture on the line.

Pp	Mm	Ss	Rr
			



















ACTIVITY GUIDE

Episode 201: Letter A and the weather, too!

Scan below to watch lesson



Read It

Read the nursery rhyme out loud.

Rain, Rain, Go Away

Rain, rain, go away, Come again some other day.
We want to go outside and play, Come again some other day.

Try It

The letter "Aa" makes 2 sounds.

You hear the **short a** sound in the word apple.

To produce the **short a** sound, your chin goes down. Say **apple**.

You hear the **long a** sound in the word ape.

To produce the long a sound, make a smile and say **ape**.

High Frequency Words

Circle the high-frequency words in the nursery rhyme.

we to

Letter Heroes

Highlight or lightly color over the uppercase letter **A's** and lowercase letter **a's** in the nursery rhyme.

Aa



Look for the uppercase letter A and the lowercase letter a on street signs as you are riding in the car.



ACTIVITY GUIDE

Episode 202: Precipitation starts with P

Book: *What Is Precipitation?* by Robin Johnson

Scan below to watch lesson



Letter Heroes

Read the sentence out loud. Highlight or lightly color over the uppercase letter **P's** and lowercase letter **p's**.

Pp

I like playing in puddles!

The next time it rains, put on your boots and jump in a puddle.

Words to Know

- **precipitation** - water that falls from the clouds
- **temperature** - tells us how hot or cold something is
- **rain** - liquid water that falls from clouds
- **snow** - solid water that falls from clouds when it is cold
- **sleet** - small hard ice pellets that fall from clouds
- **hail** - hard chunks of ice that fall from clouds

Draw It

Draw the different kinds of precipitation falling from the clouds.





Book Review

Draw a picture based on a storybook that you read. Then, fill in the "My Review" section. Share your book review with a family member or friend.



Book Title: _____

Author: _____

Illustrator: _____



Draw here.

My Review

The part of the book that I liked best was... _____

After reading this book, I felt... _____

Would you recommend this book? Why or why not? _____

Find more games and activities at pbskidsforparents.org



PBS KIDS and the PBS KIDS Logo are registered trademarks of Public Broadcasting Service. Used with permission. Media available by the Corporation for Public Broadcasting, a private corporation funded by the American people.



ACTIVITY GUIDE

Episode 203: Measuring Temperature and The Letter N
Book: *What is temperature?* By Robin Johnson



Read It

Have an adult read the poem out loud to you and talk about the weather in each of the four seasons.

Weather
By Corinne Alt

The seasons help
Predict the weather!
Fall, Winter, Spring, Summer

We check the temperature
To know how to dress,
So you don't have to guess!

A thermometer is a tool,
That we use to measure
If it is hot or cool!

High Frequency Words

Circle the high-frequency words in the poem.

is or

Write It

Highlight or lightly color over the uppercase letter **N's** and lowercase letter **n's** in the nursery rhyme.

Nn



Look for the uppercase letter N and the lowercase letter n on street signs as you are riding in the car.

Words to Know

temperature - how hot or cold something is

thermometer - a tool to measure temperature

Practice reading the temperature on a thermometer with an adult.



ACTIVITY GUIDE

Episode 204: Clouds and the letter C



Words to Know

cloud - tiny drops of water

stratus cloud - flat clouds found low in the sky that can be gray and bring rain

cirrus cloud - wispy clouds found high in the sky where it is cold that can look like feathers

cumulus cloud - big and puffy clouds found in the middle of the sky that can be found on sunny days

Letter Heroes

The word **cloud** begins with the letter **c**.

Cc

Highlight or lightly color over the uppercase letter **C's** and lowercase letter **c's** in the sentence below.

Clouds can look like clumps of cotton candy.

Label It

Have an adult read and discuss the types of clouds above. Label each picture with the correct type of cloud.









Look out for different types of clouds when riding in the car.



ACTIVITY GUIDE

Episode 205: R is for ROAR and Windy Weather

Book: *Gilberto and the Wind* by Marie Hall Ets

Scan below to watch lesson



Letter Heroes

Read the sentence out loud. Highlight or lightly color over the uppercase letter **R's** and lowercase letter **r's**.

Rr

Rosie rode her red bike around the rock.

Can you ride your bike around something in your yard?

Words to Know

wind - natural movement of the air, especially in the form of a current of air blowing from a particular direction

gentle - kind, careful, and soft to the touch

scatter - to throw in different directions

Try to use these words with someone in your house.

Write It

Use the words below to make a sentence. Write the words on the lines provided. Draw a picture to go with your sentence.

leaves

gentle

scatter.

made

The

wind

the



ACTIVITY GUIDE

Episode 206: Storms and the Letter S

Book: *Thunder and Lightning* by Wendy Pfeffer

Scan below to watch lesson



Draw It

Draw a picture of what you may see during a thunderstorm.



Ask an adult to help you create a list of clothing you can wear in the rain..

Letter Heroes

The word **storm** begins with the letter **s**.

Ss

Highlight or lightly color over the uppercase letter **S's** and lowercase letter **s's** in the sentence below.

When I stepped outside, it started to storm.

Write It

Have an adult help you read the following words out loud. Unscramble the words to make a sentence. Write the words on the lines below.

when

can

storms.

it

stay

safe

I

inside



Curious George

Storytelling Puppets

Directions: Color and then cut out the character puppets. Glue each puppet onto a popsicle stick. Use the puppets to retell the sequence of events from the PBS KIDS episode you watched. Talk about the characters, the problem, what the characters did, the solution and what they learned. You can even create an original storyline!

The Man with the Yellow Hat (Ted)



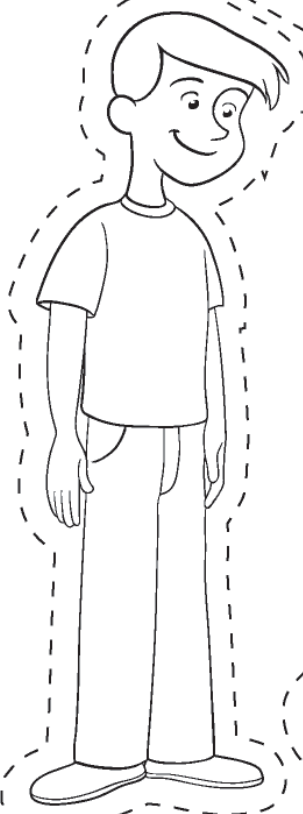
George



Professor Wiseman



Steve



Betsy



For more games and activities, visit pbskidsforparents.org

CURIOS GEORGE is a production of Imagine, WGBH, and Universal. Curious George and related characters, created by Margret and H.A. Rey, are copyrighted and trademarked by Houghton Mifflin Harcourt Publishing Company and used under license. Licensed by Universal Studios Licensing LLC. Television Series: © 2016. Universal Studios. All Rights Reserved. FOR PROMOTIONAL USE ONLY. PBS KIDS and the PBS KIDS Logo are registered trademarks of Public Broadcasting Service. Used with permission. Made available by the Corporation for Public Broadcasting, a private corporation funded by the American people.





**This page was left blank
to cut out the activity
on the other side.**





ACTIVITY GUIDE

Episode 207: Weather and the Letter O

Book: *What is Precipitation* by Robin Johnson



Letter Heroes

Highlight or lightly color over the uppercase letter **O's** and lowercase letter **o's** in the question.

Oo

How many letter o's can you find while shopping at the grocery store?

Words to Know






Circle the high-frequency words found in the question below. Have an adult help you read this question out loud.

how can

How can we know what the weather will be like today?

Write It

Stretch out the sounds in the words below. Draw a line from the picture to the word that describes it.

Monday	Tuesday	Wednesday	Thursday	Friday
				

snowy sunny cold cloudy rain



ACTIVITY GUIDE

Episode 208: W is for Wild Weather
Book: *What is a Hurricane?* By Robin Johnson

Scan below to watch lesson



Letter Heroes

Read the sentence out loud.
Highlight or lightly color over the uppercase letter **W's** and lowercase letter **w's**.

Ww

What are hurricanes, and how can we stay safe?

Words to Know

hurricane - huge storms with strong, swirling winds

severe weather - dangerous weather that can hurt people and animals

evacuate - to leave a place of danger

supply kit - provides food, water, blankets, and other items you need if you have to evacuate

Label It

Label each item you can find in a supply kit. Draw a line from each word to the item it describes. You can even use these items to make your own supply kit.

water blanket radio canned food





Synonym or Antonym?

Name _____

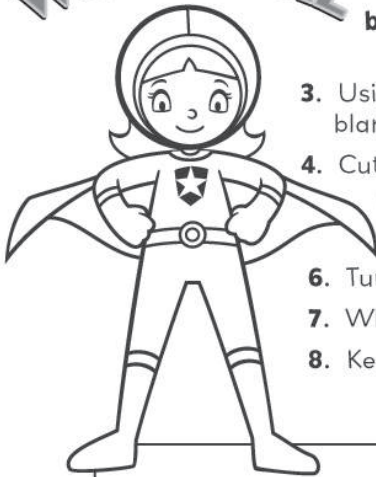
A Card Game

Becky's friend Violet loves to play cards. You can play a card game using synonyms and antonyms. You'll just need to create a set of cards and then spread them out upside down to play. Here's how!


Remember, ask someone to lend a hand if you need help to come up with words, write the words, or cut out your cards. You can even make this a two person game by working together to find the synonym or antonym word pairs.

1. Take a piece of paper and fold it in half four times. When you open it, you'll see there are 16 rectangles on the paper.
2. Then, make up a list of 8 sets of words with a synonyms or antonym pair (we started a list for you below)

WORD GIRL



- a. A synonym is a word that means the same thing as another word.
For example, fast and rapid mean the same thing.
 - b. An antonym is a word that means the opposite of another word.
For example, hazy and clear mean the opposite of one another.
3. Using just one side of the paper, write one word from your word pairs in each blank rectangle.
 4. Cut out the rectangles. Now you have cards with words on one side and nothing on the other side.
 5. Mix up the cards and place them face down in front of you.
 6. Turn over pairs of cards to find pairs of synonyms or antonyms.
 7. When you find a pair, put it to the side.
 8. Keep going until you've found all the synonym or antonym pairs.



My Synonym or Antonym List

Word	Synonym	Antonym
Unruly	Disordered	
Repulsive		Attractive
Adhesive	Sticky	
Include		Exclude



ACTIVITY GUIDE

Episode 209: Floods and the Letter F

Book: *What is a Flood* by Robin Johnson

Scan below to watch lesson



Letter Heroes

Read the sentence out loud.
Highlight or lightly color over the uppercase letter **F's** and lowercase letter **f's**.

Ff

If it rains too hard on Friday, the field might flood.

After it rains, look to see if any land near you is flooded.

Words to Know

flood - when water flows onto land that is normally dry

overflow- spill over the edge

melt - to change from a solid to a liquid

flash flood - powerful floods that happen quickly without or with little warning

Think About It

Circle the pictures that show flooded land.





ACTIVITY GUIDE

Episode 210: Tornadoes and the Letter I

Book: *What is a Tornado?* By Robin Johnson

Scan below to watch lesson



Letter Heroes

Read the sentence out loud.
Highlight or lightly color over the uppercase letter **I's** and lowercase letter **i's**.

Ii

A tornado is a huge, spinning tower.

What types of severe storms does Michigan have?

High Frequency Words

what do

Underline the high frequency words **what** and **do** in the question below.

What can we do to stay safe during a tornado?

Think About It

Circle the pictures below that are needed to stay safe during a tornado.





ACTIVITY GUIDE

Episode 211: Changing Weather and the Letter D

Book: *What is Weather?* by Robin Johnson

Scan below to watch lesson



Letter Heroes

Read the sentence out loud. Highlight or lightly color over the uppercase letter D's and lowercase letter d's.

Dd

Do you see any patterns in the weather from one day to the next?

High Frequency Words


Circle the high-frequency words in the poem about seasons.

for a


Be on the look-out for these words when someone reads you a book.

Read It


Have someone read the poem out loud with you. Color each tree to match the season.




Summer



Fall



Winter



Spring

Seasons

Green, green,
Leaves blow in the breeze.

Orange, red,
A tree gets ready for bed.

White, brown,
The snow falls down.

Melting snow,
The buds are ready to grow!



ACTIVITY GUIDE

Episode 212: Blizzards and the Letter Z

Book: *What is a Blizzard?* by Robin Johnson

Scan below to watch lesson



Letter Heroes

Read the sentence out loud. Highlight or lightly color over the uppercase letter **Z's** and lowercase letter **z's**.

Zz

The breezy blizzard made Zoe zip her jacket.

Draw It


Draw a picture to match the sentence.

During a blizzard, there is a lot of snow.

Try It

Look at the picture. Say the sound that each letter makes, then blend the sounds together. Finally, say the word in a snap!

	p i n	Pin	
	w i n	Win	
	s i p	Sip	
	z i p	Zip	
	d i p	Dip	



“Let’s Talk” & “Let’s Do” Cards

Instructions: Use these learning cards for quick, adult-led conversation and activity starters!

Teacher Tips

- **Know the goals of the show:** The learning goals for MOLLY OF DENALI are literacy and informational text
- **Keep cards nearby:** Print, cut and keep the cards where you can access them quickly and easily.
- **View with a purpose:** Be deliberate when inviting your student to watch a PBS KIDS show. These cards can help by adding meaningful conversation and easy activities to their experience.
- **Together is better:** Cards are designed for both individual or group work, with a grownup guiding the conversation.



Let’s Talk!

What was Molly’s question today?
How did she try to find an answer?

Let’s Do!

Find an answer to a question you have! Use informational text from a website, a book, the newspaper, or even a recipe to discover your answer.

Let’s Talk!

Molly lives in Alaska. What are some special things that Molly can do where she lives?

Let’s Do!

How far is the city where you live from Denali, Alaska? Look at a map to find out.

Let’s Talk!

Molly has special traditions in her family. Did you see any in this story? What traditions do you have?

Let’s Do!

Enjoy a tradition from your family—a recipe, a song, a celebration. How does it compare to Molly’s traditions?

Let’s Talk!

Who in MOLLY OF DENALI would you like to meet? Why?

Let’s Do!

Draw a picture of your favorite character for the local newspaper. Write a short caption or description below it.

Let’s Talk!

What Alaska Native word did you hear? What does it mean?

Let’s Do!

Learn a new word from another language. You could even learn a word from your own cultural heritage or another one you love.

Let’s Talk!

How did Molly share information in the story? What tools did she use to do this?

Let’s Do!

Share something important about your day with a family member, without talking to them directly! You could send a text, make a video/vlog, or write a letter.

Find activities and resources at pbslearningmedia.org



PBS KIDS and the PBS KIDS Logo are registered trademarks of Public Broadcasting Service. Used with permission. Molly of Denali,™/© 2021 WGBH Educational Foundation. All rights reserved. MOLLY OF DENALI™ is produced by GBH Kids and Atomic Cartoons in association with CBC Kids. Funding for MOLLY OF DENALI™ is provided by a Ready To Learn Grant from the U.S. Department of Education; the Corporation for Public Broadcasting, a private corporation funded by the American People; and by public television viewers. Additional funding made possible with the participation of the Province of British Columbia Production Services Tax Credit. Corporate funding provided by Target.



ACTIVITY GUIDE

Episode 213: Winter Weather and the letter L

Book: *I Love Winter* by Lizzie Scott and Stephanie Fizer Coleman

Scan below to watch lesson



Letter Heroes

Read the sentence out loud. Highlight or lightly color over the uppercase letter **L's** and lowercase letter **l's**.

L l

Lilly loves learning a lot of new letters.

Use your finger to sky write the letters Ll.

Find It

Circle the pictures that begin with the letter L.



Write It

Read the question in the box. Use the sentence stem to write what you like to do in the snow. Draw a picture to go with your sentence.

What can you do in the snow?

In the snow, I can _____



ACTIVITY GUIDE

Episode 214: Winter Fun and the Letter T

Book: *Red Sled* by Patricia Thomas

Scan below to watch lesson



High Frequency Words

High-frequency words are words that you see a lot when you are reading.

no **my**

Read It

Read the following page from the book, *Red Sled*, by Patricia Thomas. Circle the high frequency words **no** and **my**.

Go! Go!
No! No!
Whoa! Whoa!

Flip-flop stop.

Oh my! Eye high!
Snowflake shake.
Giggling wiggling.

Look out for the high frequency words **no** and **my** when you are reading your favorite book.

Letter Heroes

Read the sentence out loud. Highlight or lightly color over the uppercase letter **T's** and lowercase letter **t's**.

Tt

What do you like to do in the winter?

Use your finger to sky write the letters **Tt**.

Match It

Look at the pictures. Draw a line from the picture to the words that describe them.



Sad lad



Glad dad



Fat hat



ACTIVITY GUIDE

Episode 215: Under the Snow and the Letter V

Book: *Over and Under the Snow* by Kate Messner

Scan below to watch lesson



Letter Heroes

Read the sentence out loud. Highlight or lightly color over the uppercase letter **V's** and lowercase letter **v's**.

Vv

Vera wore a violet vest in the very cold weather.

Use your finger to sky write the letters **Vv**.

Find It

Read the question below. Answer the question using the sentence stem.

What lives under the snow?

A _____ lives under the snow.

Draw It

Draw a picture to go with your sentence above.

Write It

Start at the top and follow the clues to change each word. Sound out each new word and say it in a snap.

c	a	n
---	---	---

change the **c** to a **f**

	a	n
--	---	---

change the **n** to a **t**

f	a	
---	---	--

Count It

How many Vv's can you find on this page?



ACTIVITY GUIDE

Episode 216: Yes! It's the Letter Y!
Book: *Yoko Yak's Yakety Yakking* by Barbara deRubertis

Scan below to watch lesson

Letter Heroes

Read the sentence out loud.
Highlight or lightly color over the uppercase letter **Y's** and lowercase letter **y's**.

Yy

"Yay for you, Yoko Yak!" cried Alpha Betty.

Use your finger to sky write the letters **Yy**.

Words to Know

announced - to say something out loud to others

demonstrated - to show others how to use or do something

patience - to calmly wait for something

Match It

Circle the pictures that begin with the letter **Y**.



Read It

Read the words and clap out the syllables.

announced



demonstrated



patience





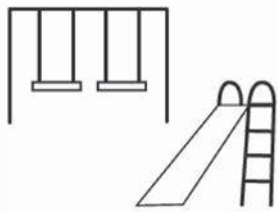













Some icons created by Louis Dawson from the Noun Project



Super Storytelling

Instructions: Engaging characters, unique settings, and crazy problems to overcome are just some of the elements of good storytelling. Get the super story juices flowing as you mix up characters, settings, and objects for your own super story creations. Color each row of images. Then, randomly choose one square from each row. Create your own story and write about it using the Super Storytelling chart.

Character	 Young Child	 Parent	 Grandparent	 Older Child
Setting	 Park	 Baseball Field	 Beach	 Living Room
Weather	 Sunny	 Rainy	 Cloudy	 Windy
Object	 Cape	 Seashells and Bucket	 Rainbow Parachute	 Book

Find more games and activities at pbskidsforparents.org



PBS KIDS and the PBS KIDS Logo are registered trademarks of Public Broadcasting Service. Used with permission. Made available by the Corporation for Public Broadcasting, a private corporation funded by the American people.



Super Storytelling

Name

Instructions: Use this Super Storytelling chart to brainstorm the parts of your story. Identify the characters and the setting and think about the plot. When you finish your basic outline, you are ready to begin writing!

Characters:

Setting:

Plot-First:

Plot-Then:

Plot-Last:

SPECIAL THANKS TO OUR MICHIGAN LEARNING CHANNEL CONTENT PARTNERS:

Alma's Way

Arthur

Family Math

Hero Elementary

Let's Go Luna

Martha Speaks

Molly of Denali

PBS KIDS

PBS SoCal

Ready Jet Go

Sid The Science Kid

Super Why

Word Girl

Some images and icons sourced from The Noun Project and iStock

WATCH on the new Michigan Learning Channel
or stream the channel at MichiganLearning.org



Visit MichiganLearning.org and follow
[@MichLearning](https://twitter.com/MichLearning) on social media to find out more.

The State of Michigan



Donald and Mary
Kosch

William H. Smith
and Family

Lauren and Phillip Fisher Fund
for Children and Education



The Michigan Learning Channel is funded through a grant awarded by the Michigan Department of Education and the U.S. Department of Education.

The contents of this workbook were developed under a grant from the U.S. Department of Education. However, those contents do not necessarily represent the policy of the Department of Education, and you should not assume endorsement by the Federal Government.

The project is funded by a Ready To Learn grant (PR/Award No. S295A200004, CFDA No. 84.295A) provided by the Department of Education to the Corporation for Public Broadcasting.



On TV. Online. Statewide.

WATCH on the new Michigan Learning Channel
or stream the channel at MichiganLearning.org



Visit MichiganLearning.org and follow @MichLearning on social media to find out more.

Not for resale.